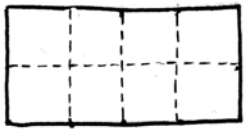
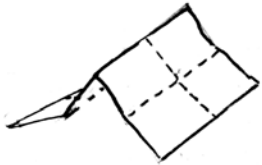


How to make a small book:

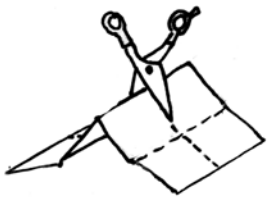
1. Fold an A4 page into eight pieces. Unfold.



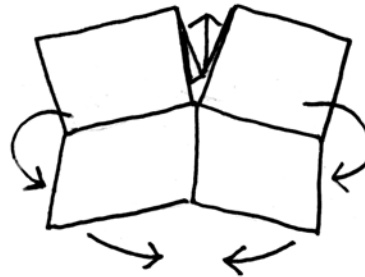
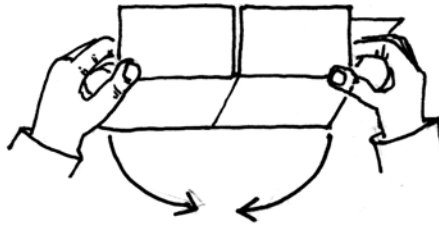
2. Fold the page in half again.



3. Cut on the middle fold (see dotted line in diagram below).



4. Hold the page between your finger and your thumb on both sides. Bring your hands together



5. Follow the diagrams below to complete the little book

